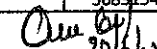




Final RPO for BESCOM, MESCOM, CESC, HESCOM, GESCOM & Hukkeri Society from April 2016 to Mar 2017

Month	ESCOMS	Energy purchased	Energy purchased from other ESCOM	Total energy Purchased (including solar roof top)	RPO to be met	RPO to be met	NCE Energy Purchased (Non-Solar)				RPO Achieved	Solar purchase Obligation to be met	Solar purchase Obligation to be met	Solar Energy sold to MCF	Solar Energy Purchased	Solar Roof top Energy	Solar RPO Achieved	
							PPA	STOA & Section 11	Green Energy	APPC								in %
		in units			in %	in Units												
1st Quarter	BESCOM	8144650369	-48092715	8096557655	11.0	890621342	653413957	170351149	0	0	10.17	0.75	60724182		43192363		0.533	
	GESCOM	1900132239	-150779860	1749352378	5.5	96214381	73361767	48776255	0	0	6.98	0.75	13120143		11939102		0.682	
	HESCOM	3018383669	-102243386	2916140283	7.5	218710521	294353899	69361167	0	37392416	11.19	0.75	21871052		15288205		0.524	
	MESCOM	1276452409	103801483	1380253893	11.0	151827928	104892056	28583463	3032689	0	9.45	0.75	10351904	413549	12681123		0.919	
	CESC	1577016529	197314478	1774331007	11.0	195176411	69721124	39401361	0	0	6.15	0.75	13307483		12738191		0.718	
2nd Quarter	BESCOM	7371284624	-441134042	6930150582	11.0	762316564	1279403658	238940	0	0	18.46	0.75	51976129		52607677		0.759	
	GESCOM	1685653055	216462369	1902115425	5.5	104616348	159853387	68415	0	0	8.41	0.75	14265866		9526150		0.501	
	HESCOM	2774159834	55607415	2829767248	7.5	212232544	485968443	97288	0	59290159	15.08	0.75	21223254		13108532		0.463	
	MESCOM	1254686829	-112057051	1142629777	11.0	125689276	263037470	40092	4255559	0	22.65	0.75	8569723	580303	14313560		1.253	
	CESC	1467219277	281121310	1748340587	11.0	192317465	205348455	55266	0	0	11.75	0.75	13112554		10535485		0.603	
3rd Quarter	BESCOM	8516105012	-451940344	8064164668	11.0	887058113	434598830	36348549	0	0	5.84	0.75	60481235		92944172		1.153	
	GESCOM	2005717267	173239894	2178957161	5.5	119842644	73354546	10407597	0	0	3.84	0.75	16342179		12067563		0.554	
	HESCOM	3460182190	33625549	3493807738	7.5	262035580	434541290	14799887	0	27762099	12.07	0.75	26203558		15130252		0.433	
	MESCOM	1384163976	59701261	1443865237	11.0	158825176	79735848	6098975	3583580	0	5.70	0.75	10828989	488670	24359491		1.653	
	CESC	1819404341	185373640	2004777982	11.0	220525578	78731594	8407236	0	0	4.35	0.75	15035835		14461438		0.721	
4th Quarter	BESCOM	8617652906	-267969769	8349683137	11.0	918465145	375494546	106032844	0	0	5.77	0.75	62622624		120194057		1.440	
	GESCOM	2373240946	-160729292	2212511655	5.5	121688141	68169828	30360142	0	0	4.45	0.75	16593837		35100417		1.586	
	HESCOM	3517127491	177178582	3694306073	7.5	277072955	322313553	43172951	0	26263881	9.18	0.75	27707296		26604988		0.720	
	MESCOM	1520402427	181690983	1702093411	11.0	187230275	65403543	17791402	2717534	0	4.73	0.75	12765701	370573	31318299		1.840	
	CESC	1946138363	69829497	2015967860	11.0	221756465	52923373	24524862	0	0	3.84	0.75	15119759		19096430		0.947	
2016-17 (From April 2016 to Mar 2017)	BESCOM	32649692911	-1209136870	31443056041	11.0	3458736164	2742910991	312971482	0	0	9.72	0.75	235822920		308938270	2500000	0.990	
	GESCOM	7964743507	78193112	8046458234	5.5	442555203	374739528	89612408	0	0	5.77	0.75	60348437		68633233	3521615	0.897	
	HESCOM	12769853183	164168159	12940891342	7.5	970566851	1537177185	127431293	0	150708555	11.70	0.75	97056685		70131976	6870000	0.595	
	MESCOM	5435705642	233136676	5670354550	11.0	623739001	513068918	52513932	13589362	0	9.735	0.75	42527659	1853095	82672472	1512232	1.485	
	CESC	6809778511	733638925	7544850213	11.0	829933523	406724546	72388724	0	0	6.35	0.75	56586377		56831543	1432777	0.772	


 Superintending Engineer (Ele.)
 TBC, KPTCL, Bangalore



 30/6

 30/6

Final RPO for BESCOM, MESCOM, CESC, HESCOM, GESCOM & Hukkeri Society from April 2016 to Mar 2017

Month	ESCOMS	Energy purchased	Energy purchased from other ESCOM	Total energy Purchased(Including solar roof top)	RPO to be met	RPO to be met	NCE Energy Purchased (Non- Solar)				Non solar RPO Achieved	Solar purchase Obligation to be met	Solar purchase Obligation to be met	Solar Energy sold to MCF	Solar Energy Purchased	Solar Roof top Energy	Solar RPO Achieved
							PPA	STOA & Section 11, Cogen PPA,	Green Energy	APPC							
		in units			in %	In Units					in %	in %	in Units	in units	in units	in Units	in %
2016-17 (From April 2016 to Mar 2017)	BESCOM	32649692911	-1209136870	31443056041	11.0	3458736164	2742910991	312971482	0	0	9.72	0.75	235822920		308938270	2500000	0.990
	GESCOM	7964743507	78193112	8046458234	5.5	442555203	374739528	89612408	0	0	5.77	0.75	60348437		68633233	3521615	0.897
	HESCOM	12769853183	164168159	12940891342	7.5	970566851	1537177185	127431293	0	150708555	11.70	0.75	97056685		70131976	6870000	0.595
	MESCOM	5435705642	233136676	5670354550	11.0	623739001	513068918	52513932	13589362	0	9.73	0.75	42527659	1853095	82672472	1512232	1.485
	CESC	6809778511	733638925	7544850213	11.0	829933523	406724546	72388724	0	0	6.35	0.75	56586377		56831543	1432777	0.772

After Adjustments from excess Solar to Non Solar As per KERC (Procurement of Energy From Renewable sources) (Third Amendment) Regulations ,2015 Dtd 30.11.15

ESCOMS	Excess Solar Energy	Non solar RPO Acheived	Solar RPO Acheived
BESCOM	75615349	9.96	0.75
GESCOM		5.77	0.90
HESCOM		11.70	0.60
MESCOM	41657044	10.47	0.75
CESC	1677944	6.37	0.75


 20/6/17
 Superintending Engineer(Ele.)
 TBC, KPTCL, Bangalore


 30/6